

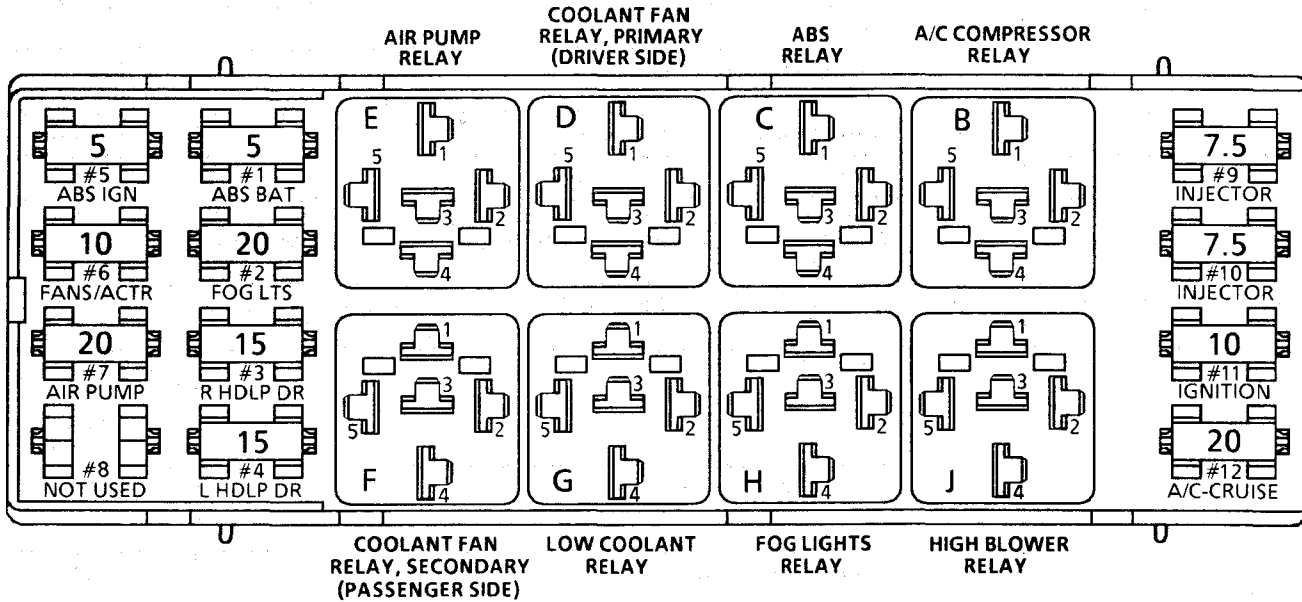
FUSE BLOCK DETAILS  
UNDERHOOD ELECTRICAL CENTER

12110396

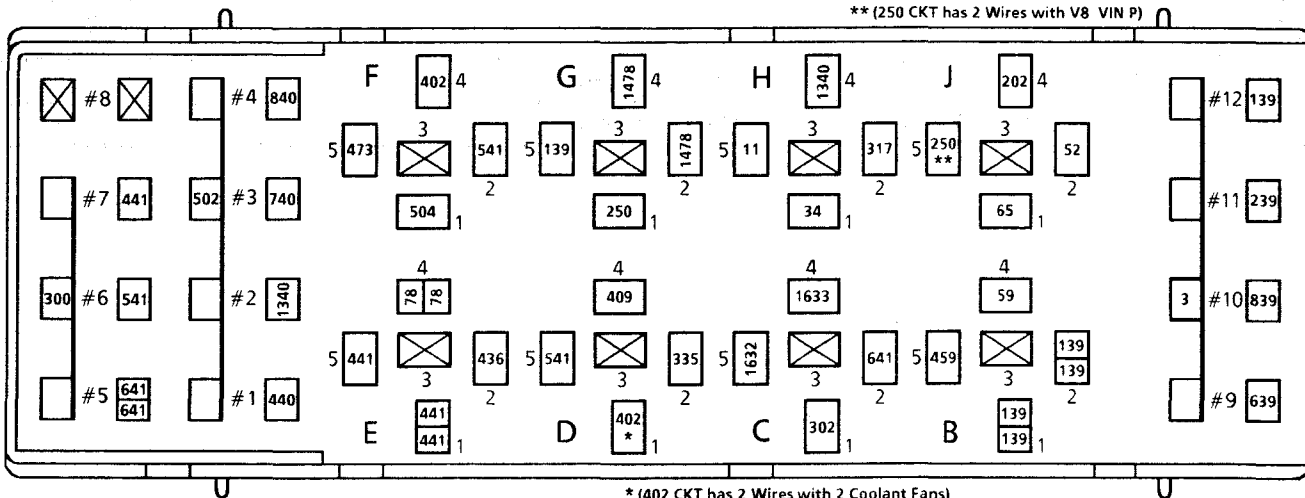
ASSEMBLY CONVENIENCE CENTER  
BLK (BLOCK)

12129351

COVER CONVENIENCE CENTER  
BLK (COVER)



TOP VIEW



\*\* (250 CKT has 2 Wires with V8 VIN P)

\* (402 CKT has 2 Wires with 2 Coolant Fans)

BACK VIEW

## UNDERHOOD ELECTRICAL CENTER – FUSES

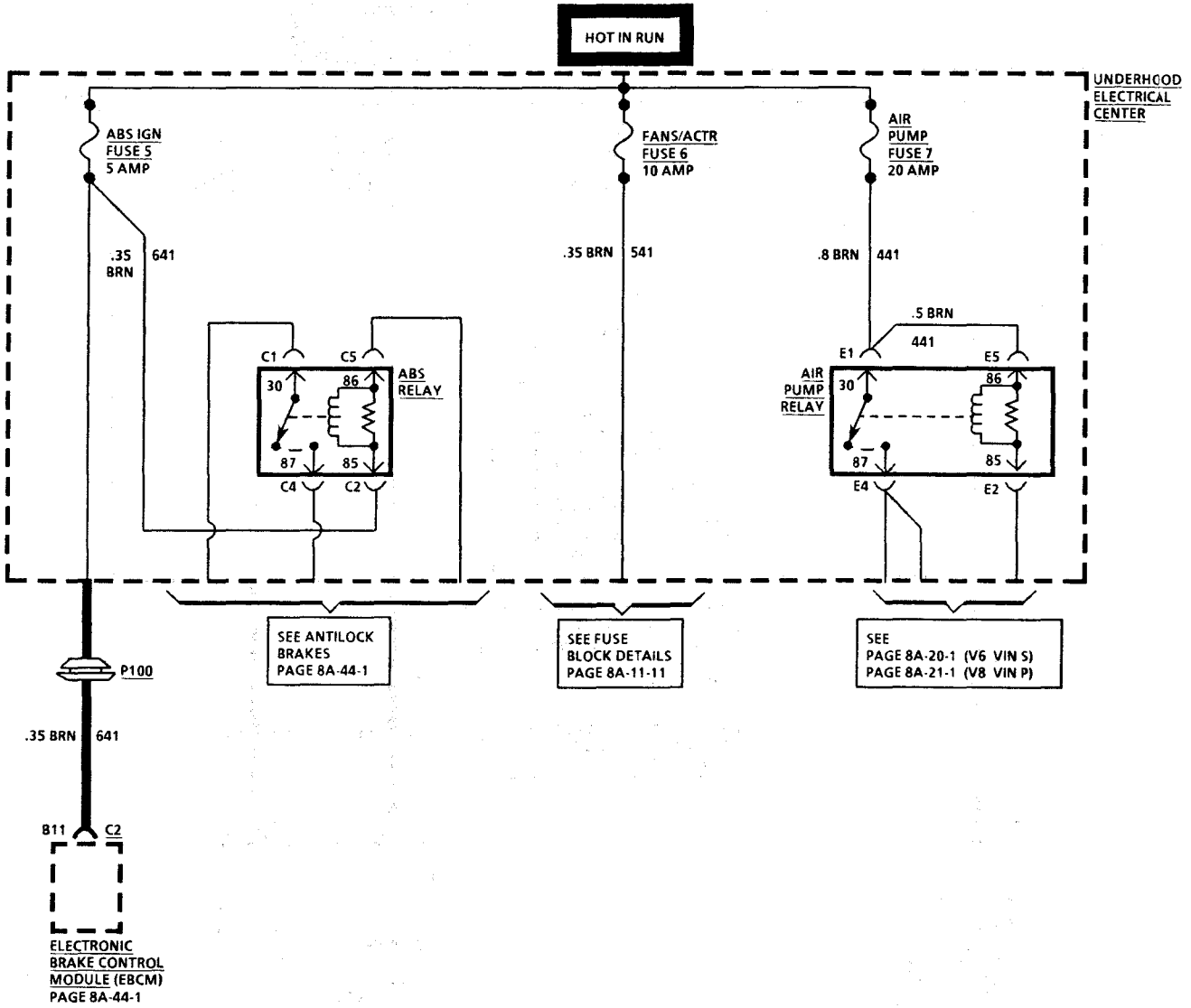
FUSE NUMBER	FUSE NAME	RATING (AMPS)	RELATED CIRCUITRY	PAGE
1	ABS BAT	5	Electronic Brake Control Module	8A-11-9
2	FOG LTS	20	Fog Lights	8A-11-9
3	HEADLAMP DOOR, RH	15	Headlight Doors Module	8A-11-9
4	HEADLAMP DOOR, LH	15	Headlight Doors Module	8A-11-9
5	ABS IGN	5	Antilock Brake System	8A-11-10
6	FANS/ACTR	10	Coolant Fan Relays, EVAP Canister Purge Solenoid, Exhaust Gas Recirculation, Reverse Lockout Solenoid	8A-11-11
7	AIR PUMP	20	Air Injection Pump Assembly, Air Pump Relay	8A-11-11
8	NOT USED	-		-
9	INJECTOR	7.5	Fuel Injectors	(V6 VIN S) 8A-11-13, (V8 VIN P) 8A-11-12
10	INJECTOR	7.5	Fuel Injectors	
11	IGNITION	10	V6 VIN S: Camshaft Position Sensor, Crankshaft Position Sensor, Electronic Ignition Module V8 VIN P: Ignition Coil, Ignition Coil Driver	8A-11-14
12	A/C-CRUISE	20	A/C Compressor Relay, Cruise Control Switches and Module, Low Coolant Relay	8A-11-14

## UNDERHOOD ELECTRICAL CENTER – RELAYS

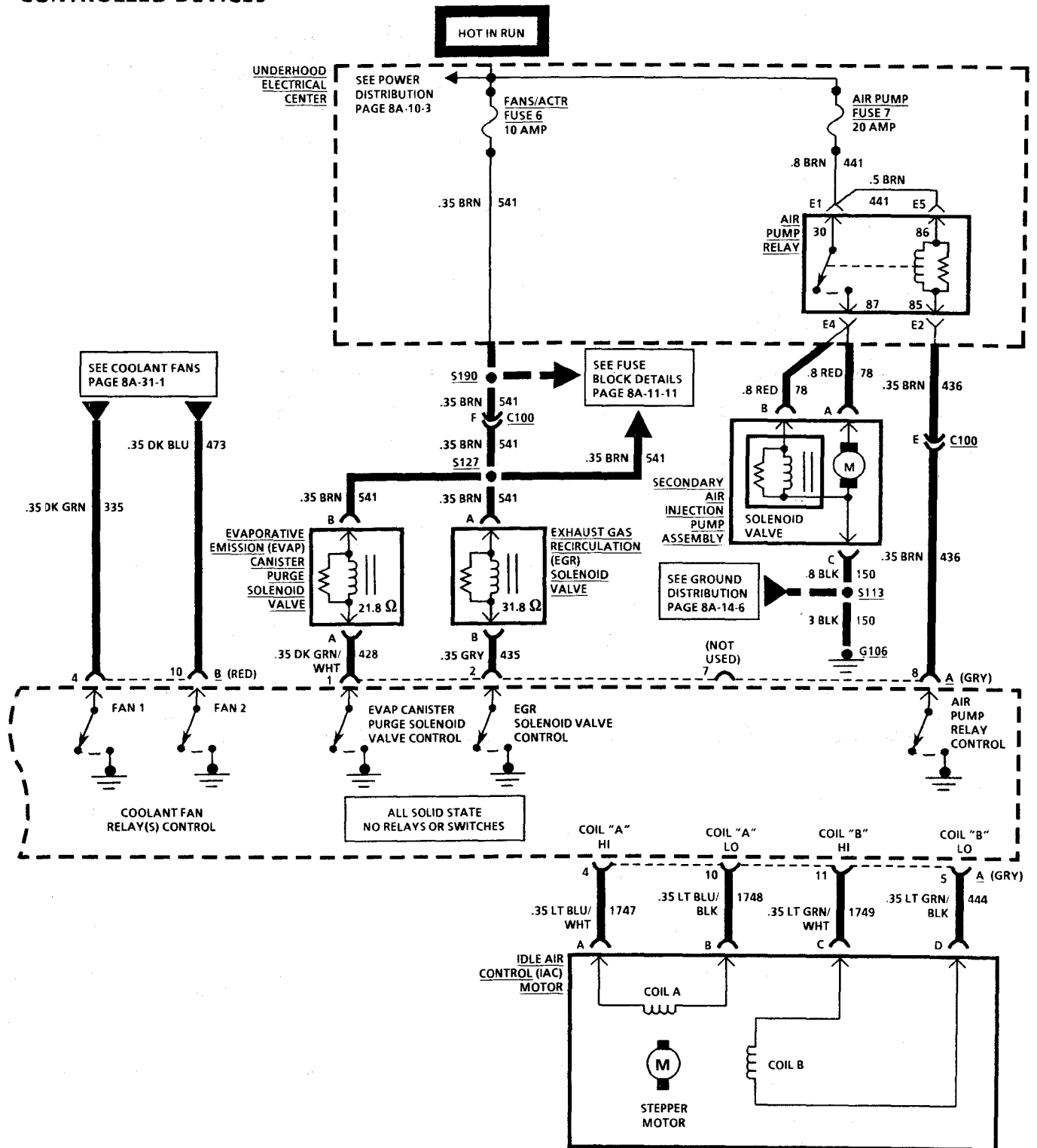
RELAY LOCATION	RELAY NAME	PAGE
B	A/C COMPRESSOR	8A-11-14
C	ABS	8A-11-10
D	COOLANT FAN, PRIMARY	8A-11-11
E	AIR PUMP	8A-11-10
F	COOLANT FAN, SECONDARY	8A-11-11
G	LOW COOLANT	8A-11-11
H	FOG LIGHTS	8A-11-9
J	HIGH BLOWER	8A-11-10

AUTO FUSE FUSE COLOR/RATINGS	
COLOR	AMPS
TAN	5
BROWN	7.5
RED	10
BLUE	15
YELLOW	20

**FUSE BLOCK DETAILS**  
**UNDERHOOD FUSE 5, ABS RELAY AND AIR PUMP RELAY**



MULTI-PORT FUEL INJECTION: V8 VIN P  
CONTROLLED DEVICES



# SEQUENTIAL FUEL INJECTION: V6 VIN 5 CONTROLLED DEVICES

