



THE NEXT PHASE OF CAMARO ARRIVES IN LATE Q1 2011.



2011 **CAMARO** CONVERTIBLE

**Salesperson Reference Guide**



## OPENING SOON: THE 2011 CAMARO CONVERTIBLE

America's popular sports car is set to open things up in the Regular Sport segment with the 2011 Camaro Convertible. This next chapter for Camaro brings distinct design, open-air excitement, exhilarating performance, coupe-like dynamics and cutting-edge technology to customers seeking a **21st century thrill**. Vehicles are expected to begin arriving in showrooms late first quarter of next year.

Most of the Camaro Coupe packaging carries over to Camaro Convertible – the exception is that Camaro Convertible will be offered in the LT and SS trim levels only. Like the coupe, the convertible 1LT and 1SS trim levels will feature cloth interiors, while the 2LT and 2SS trim levels feature leather-appointed interiors. The RS Exterior Appearance Package will also be available on the convertible. LT models will have the 312-horsepower Direct Injection **V6 engine that features an EPA-estimated 29 miles per gallon** on the highway and SS models will feature the 6.2-liter **V8 engine that is capable of producing 426 horsepower**. A six-speed manual transmission will be standard, with an optional six-speed automatic.

This **2011 Camaro Convertible Salesperson Reference Guide** was designed to give you an **inside look at the feature and design details** of Camaro Convertible, along with a high-level overview to assist you in ordering.

For more details, including future product updates, and to see what's next from this **21st century icon**, be sure to visit the 2011 Camaro website on [GMLaunch.com](http://GMLaunch.com).

### CAMARO CONVERTIBLE CUSTOMERS

Camaro is expected to attract performance and lifestyle enthusiasts.

#### PERFORMANCE ENTHUSIASTS

- › Know the Camaro history
- › Want to be a part of the legacy
- › Very knowledgeable about cars
- › Have a passion for performance
- › Will most likely buy a V8 model

#### LIFESTYLE ENTHUSIASTS

- › New buyers to Chevrolet
- › Want 21st century design, technology and style
- › Attracted to how the car looks and makes them feel
- › They are out to impress
- › For them, it's about the joy of the drive
- › Will most likely buy a V6 model





## EXTERIOR

### A DISTINCT, PURPOSEFUL DESIGN

Convertible or coupe, Camaro is proof that **awe-inspiring style, high performance and efficiency** can coexist perfectly. The following unique cues were added to the convertible with purpose – to continue the sophisticated reputation of the Camaro design.

- › For an uninterrupted appearance, Camaro Convertible SS models and models with the RS Package incorporate a **rear spoiler with an integrated AM/FM antenna** (without any loss in radio reception). Many competitors do not attempt to integrate the AM/FM antenna into the rear spoiler
- › A **tonneau cover**, standard on 2LT and 2SS models, is a great way to enhance the look of a stowed Camaro Convertible top
- › Antennas for OnStar® and XM Radio® are combined into a sleek, **body-color shark fin antenna** (SS models and LT models with the RS Package). Non-RS LT models incorporate a hex band antenna
- › To obtain a clean exterior appearance, the **key cylinder** was relocated to the interior (between rear seat cushion and driver side rear quarter trim)



### OPEN-AIR EXCITEMENT

Camaro Convertible features a fully powered soft top. This z-folding top takes approximately 18 to 20 seconds to operate and incorporates **world-class design execution**.

### TOP QUALITY

Chevrolet engineers worked to ensure the **highest level of quality** with the Camaro Convertible top. This means minimal wind noise (with the application of acoustical foam in the headliner), provisions that help eliminate water leaks and ultimately a tight, clean top appearance that mirrors the styling of the Camaro Coupe roofline.







# OPEN-AIR EXCITEMENT

## TOP OPERATION

Perhaps the biggest feature you'll need to demonstrate (prior to a test drive or at the time of delivery) is how to lower and raise the top of Camaro Convertible.

### OPENING THE TOP (LOWERING AND STOWING)

1. Make sure the trunk cargo shade in the rear storage area is in the fastened position, no objects are on top of the shade and the trunk is closed.
2. The convertible top front latch, located above the inside rearview mirror, must be unlocked. Pull the convertible top front latch down and rotate it to unlock.
3. Push and hold the convertible top switch, located in the overhead console. The windows will drop and the top will begin to move. The convertible top will lower into the rear of the vehicle. A chime will sound when the convertible top has lowered completely.

**Please Note:** If the radio is on, the sound may be muted for a brief time due to a new audio system equalization being loaded. If the convertible top is operated multiple times, the engine should be running to prevent drain on the battery.

### CLOSING THE TOP (RAISING)

1. Make sure the cargo shade in the rear storage area is in the fastened position and the trunk is closed.
2. Push and hold the convertible top switch, located in the overhead console. The windows will drop and the top will begin to move. The convertible top will raise to the windshield header of the vehicle. Continue holding the switch until the top stops moving.
3. The convertible top front latch, located above the inside rearview mirror, must be then locked. Grab the convertible top front latch handle, and turn it while pulling the top down to fully lock it.

**Please note:** The windows will have to be manually raised after the top has been latched. If the convertible top is not latched properly, the Driver Information Center (DIC) may display a message regarding the convertible top once the vehicle starts to move above 6 mph.

### TIPS FOR CLEANING THE CONVERTIBLE TOP

The Camaro Convertible top should be cleaned often. The following tips are great to share with customers at the time of delivery:

- › High pressure car washes may cause water to enter the vehicle
- › Hand wash the convertible top in the shade. Use a mild soap, lukewarm water, and a soft sponge. A chamois or cloth may leave lint on the top, and a brush can chafe the threads in the top fabric. Do not use detergents, harsh cleaners, solvents or bleaching agents
- › Wet the entire vehicle and wash the top evenly to avoid spots or rings. Let the soap remain on the fabric for a few minutes. When the top is very dirty, use a mild foam-type cleaner. Thoroughly rinse, then let the top dry in direct sunlight



#### Important Note: The Trunk Cargo Shade

The cargo shade located in the trunk of Camaro Convertible must be extended with the trunk closed in order to operate the top. If the cargo shade is not extended the convertible top will not work.



## OPEN-AIR EXCITEMENT continued



### TO PROTECT THE CONVERTIBLE TOP:

- › After washing, the top must be completely dry before lowering
- › Do not get any cleaner on the painted finish; it could leave streaks
- › Before going through an automatic car wash, find out if the equipment could damage the convertible top

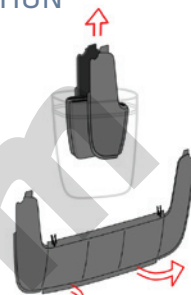
### TOP OPERATION FACTS

Under certain conditions, the Driver Information Center (DIC) may display a message regarding the convertible top – it's a good idea to review this list with your customer at the time of delivery.

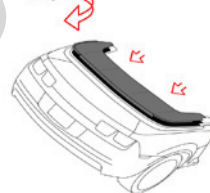
- › **Clear the top storage area:** this message will display if the cargo shade is not extended and engaged
- › **Battery voltage too low:** this message displays when the battery is too low to operate the top
- › **Close trunk to operate top:** this message displays if the trunk is open while you are trying to operate the convertible top. Make sure the trunk is closed before operating the convertible top
- › **Complete top motion to open trunk:** this message displays if attempting to open the trunk before the top has been fully opened or closed
- › **Reduce vehicle speed to operate top:** this message is displayed when the vehicle is moving too fast to safely operate the convertible top. Reduce the vehicle speed
- › **Temperature too low – top disabled:** this message displays and a sound will be heard when the power convertible top button is pressed and the power convertible top pump motor temperature is below  $-17^{\circ}\text{C}$  ( $0^{\circ}\text{F}$ ). Wait for the power convertible top pump motor to warm up before using the power convertible top
- › **Top not secure:** this message displays when the power convertible top is closed without the header latch engaged or the folding top is not fully stowed. Press and hold the convertible top button in the open direction until a beep is heard or close the top and engage the latch
- › **Top system overheated:** this message displays and a sound will be heard when the power convertible top button is pressed and the power convertible top pump motor is overheated. Wait for the power convertible top pump motor to cool down before using the power convertible top
- › **Unlatch top:** this message displays and a sound will be heard if you try to lower the convertible top without first unlatching the top. Move the latch handle to unlatch the convertible top

### TONNEAU COVER INSTALLATION

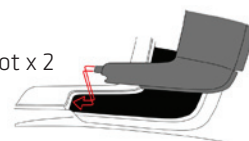
- › **Step 1:** Remove tonneau cover from storage bag



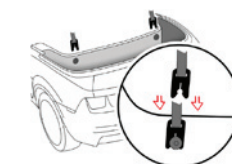
- › **Step 2:** Unfold tonneau cover



- › **Step 3:** Place tonneau cover unfolded over vehicle top



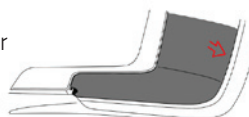
- › **Step 4:** Insert forward tab into slot x 2



- › **Step 5:** Attach tonneau cover clip to peg behind back seat x 2



- › **Step 6:** Twist outside tonneau cover part under vehicle trim x 2



- › **Step 7:** Tuck center tonneau cover under vehicle trim line



Exterior Color	Black Top	Beige Top
Silver Ice Metallic	A	A
Imperial Blue Metallic	A	A
Red Jewel Tintcoat	A	A
Summit White	A	A
Black	A	A
Cyber Gray Metallic	A	A
Victory Red	A	A
Rally Yellow	A	-
Inferno Orange Metallic	A	A

A= Available



# PERFORMANCE

## EXHILARATING PERFORMANCE

Camaro Convertible offers the same **exhilarating performance** introduced by Camaro Coupe. In addition, it incorporates some new technology for the 2011 model year to help customers experience its freedom.



## THE SAME POWERTRAIN LINEUP AS CAMARO COUPE

	1LT	2LT	1SS	2SS
Engine	3.6L V6	3.6L V6	6.2L V8	6.2L V8
Horsepower	312@6,500 rpm	312@6,500 rpm	426@5,900 rpm (man) 400@5,900 rpm (auto)	426@5,900 rpm (man) 400@5,900 rpm (auto)
Torque (lb.-ft.)	278@5,100 rpm	278@5,100 rpm	420@4,600 rpm (man) 410@4,300 rpm (auto)	420@4,600 rpm (man) 410@4,300 rpm (auto)
Transmission	Standard 6-spd. manual; Available 6-spd. automatic w/ TAPshift controls on steering wheel	Standard 6-spd. manual; Available 6-spd. automatic w/ TAPshift controls on steering wheel	Standard 6-spd. manual; Available 6-spd. automatic w/ TAPshift controls on steering wheel	Standard 6-spd. manual; Available 6-spd. automatic w/ TAPshift controls on steering wheel
Brakes	4-wheel disc antilock; single piston		4-wheel disc antilock; Brembo® performance 4-piston front and rear	
Rear Suspension	4.5-link independent rear suspension			

## COUPE-LIKE DYNAMICS

Chevrolet engineers focused on achieving “**coupe-like**” dynamics with Camaro Convertible – this means a level of performance and handling that mirrors a coupe. Many convertibles on the road today have been classified as “boulevard cruisers” – convertibles that have steering column or windshield header shake, a loose steering feel and convertible top rattles (reminiscent of convertibles from the 1960s).

Camaro Convertible is different. It incorporates coupe-like dynamics which means:

- › Various structural enhancements added to the front compartment and underbody
  - A solid drive feel in a range of conditions (even when crossing railroad tracks)
  - Avoidance of rattles, windshield or steering wheel shake



## FEELS LIKE A COUPE, AND PERFORMS LIKE ONE

	Camaro Coupe V6	Camaro Convertible V6		Camaro Coupe V8	Camaro Convertible V8
<b>0-30 mph (seconds)</b>	2.0 (man); 2.0 (auto)	2.1 (man); 2.3 (auto)	<b>0-30 mph (seconds)</b>	1.9 (man); 1.8 (auto)	2.0 (man); 1.9 (auto)
<b>0-60 mph (seconds)</b>	5.9 (man); 6.0 (auto)	6.1 (man); 6.2 (auto)	<b>0-60 mph (seconds)</b>	4.7 (man); 4.8 (auto)	4.9 (man); 5.0 (auto)
<b>¼ mile (seconds)</b>	14.5 (man); 14.5 (auto)	14.9 (man); 14.9 (auto)	<b>¼ mile (seconds)</b>	12.9 (man); 13.2 (auto)	13.2 (man); 13.5 (auto)



## SELECT SPECIFICATIONS

EPA ESTIMATED FUEL ECONOMY	3.6L DI V6	6.2L V8
City/highway	18/29 (automatic) 17/28 (manual)	16/25 (automatic) 16/24 (manual)

EXTERIOR FEATURES	1LT	2LT	1SS	2SS
Fascia: front and rear, body-color, with front grille and rear diffuser	S	S	-	-
Fascia: SS specific, front and rear, body-color, with unique front grille, rear diffuser and front air scoop	-	-	S	S
RS Package: 20-inch flangeless painted-aluminum wheels with Midnight Silver finish, High Intensity Discharge headlamps with integral LED halo rings, unique taillamps, and rear spoiler	A <sup>1</sup>	A <sup>1</sup>	A <sup>1</sup>	A <sup>1</sup>
Tonneau cover	A	S	A	S

ENGINES/CHASSIS FEATURES	1LT	2LT	1SS	2SS
Engine - 3.6L V6 with Direct Injection and Variable Valve Timing	S	S	-	-
Engine - 6.2L V8	-	-	S	S
Limited-slip rear differential	S	S	S	S
Suspension - four-wheel independent, Sport	S	S	-	-
Suspension - four-wheel independent, Performance	-	-	S	S
Transmission - six-speed manual	S	S	S	S
Transmission - six-speed automatic; includes steering wheel-mounted TAPshift controls	A	A	A	A

SAFETY AND SECURITY FEATURES	1LT	2LT	1SS	2SS
Air bags, driver and front-passenger, dual-stage frontal, with Passenger Sensing System; driver and front passenger head and torso side-impact	S <sup>2</sup>	S <sup>2</sup>	S <sup>2</sup>	S <sup>2</sup>
Brakes - four wheel antilock, four-wheel, single-piston disc	S	S	-	-
Brakes - four wheel antilock, four-wheel, four-piston, Brembo® disc	-	-	S	S
Mirrors - heated, outside rearview; auto-dimming on driver side	-	S	-	S
OnStar® - Directions & Connections Plan standard for the first six months; includes Turn-by-Turn Navigation	S <sup>3</sup>	S <sup>3</sup>	S <sup>3</sup>	S <sup>3</sup>
StabiliTrak Electronic Stability Control System with Traction Control	S	S	S	S
Tire Pressure Monitor	S	S	S	S
Ultrasonic Rear Park Assist	S	S	S	S

SEATING	1LT	2LT	1SS	2SS
Driver six-way power with power recliner	S	S	S	S
Heated, leather-appointed front seats	-	S	-	S

WHEELS	1LT	2LT	1SS	2SS
18-inch painted-aluminum	S	-	-	-
19-inch painted-aluminum	-	S	-	-
20-inch flangeless painted-aluminum with Sterling Silver finish	-	-	S <sup>1</sup>	S <sup>1</sup>
19-inch polished aluminum	A	A	-	-
20-inch polished aluminum	A <sup>14</sup>	A <sup>14</sup>	A <sup>1</sup>	A <sup>1</sup>

INTERIOR FEATURES	1LT	2LT	1SS	2SS
Convenience and Connectivity Package - Bluetooth® wireless technology for select phones, Personal Device Interface Module (PDIM), USB port, leather-wrapped shift knob and steering wheel with audio and cruise controls, and remote vehicle starter system (when equipped with auto transmission)	A <sup>5,6</sup>	S <sup>5</sup>	-	S <sup>5</sup>
Cruise controls - steering wheel-mounted	S	S	S	S
Gauge cluster: four auxiliary gauges located in center console	-	S	-	S
Head-Up Display	-	S	-	S
Steering column - tilt, telescopic	S	S	S	S

AUDIO SYSTEMS	1LT	2LT	1SS	2SS
AM/FM stereo with CD-ROM and MP3 playback, music navigator, Graphic Information Display and auxiliary audio input jack; includes outside temperature display	S	S	S	S
Bluetooth wireless technology for select phones	A <sup>5,6</sup>	S <sup>5</sup>	-	S <sup>5</sup>
Personal Device Interface Module (PDIM) - wireless, allows user to control a remote audio device (e.g., an iPod®) through vehicle's audio system controls; including steering wheel-mounted audio controls	A <sup>6</sup>	S	-	S
USB port	A <sup>6,7</sup>	S <sup>7</sup>	-	S <sup>7</sup>
XM Radio® with three trial months	S <sup>8</sup>	S <sup>8</sup>	S <sup>8</sup>	S <sup>8</sup>

AVAILABLE EXTERIOR COLORS AND CONVERTIBLE TOP COLORS	Black Top	Beige Top
Silver Ice Metallic	A	A
Imperial Blue Metallic	A	A
Red Jewel Tintcoat <sup>9</sup>	A	A
Summit White	A	A
Black	A	A
Cyber Gray Metallic	A	A
Victory Red	A	A
Rally Yellow <sup>9</sup>	A	-
Inferno Orange Metallic <sup>9</sup>	A	A

A - Available

1 Use only GM-approved tire and wheel combinations. Unapproved combinations may change the vehicle's performance characteristics. For important tire and wheel information, go to [gmaccessorieszone.com](http://gmaccessorieszone.com) or see your dealer for details. Camaro's 20-inch tires are Summer performance tires. Summer-only tires tend to wear faster and are more susceptible to damage from road hazards or curb impact than standard profile tires.

2 Always use safety belts and child restraints. Children are safer when properly secured in a rear seat in the appropriate child restraint. See the Owner's Manual for more information.

3 Visit [onstar.com](http://onstar.com) for coverage map, details and system limitations. Services vary by model and conditions.

4 Requires available RS Package.

5 Go to [gm.com/Bluetooth](http://gm.com/Bluetooth) to find out which phones are compatible with the vehicle.

6 Requires Convenience and Connectivity Package

7 Not compatible with all devices.

8 Requires a subscription sold separately by XM after trial period. Available only in the 48 contiguous United States and District of Columbia. Visit [gm.xmradio.com](http://gm.xmradio.com) for details.

9 Extra cost.





## CUTTING-EDGE TECHNOLOGY

**New for 2011** (on Camaro Coupe and Camaro Convertible), OnStar® with Turn-by-Turn Navigation is standard for the first six months. Get upcoming streets and turns from an automated voice or have them displayed on your Driver Information Center.

**Even better**, see those directions on the new Head-Up Display (HUD), standard on 2LT and 2SS. HUD also shows your speed, rpm and more, right on your windshield.

### MYCHEVROLET MOBILE APP AND ONSTAR MYLINK APP

Also available on the 2011 Camaro Convertible is the myChevrolet mobile app, featuring the OnStar MyLink app.

#### What are apps?

Apps are small computer programs that run on smartphones like the Apple iPhone® and Android™ operating system devices made by Motorola, HTC, Samsung and other manufacturers. They connect to databases through wireless data networks to do their work.

#### Why should dealerships become familiar with this technology?

Mobile apps connect people with dealerships and vehicles through all stages of the shopping and ownership experience. It's good business for dealers to embrace this new technology and use it to build stronger bonds between customers, vehicles and the dealership. The primary benefit of the technology is fast, convenient access to information and connectivity to their vehicle.

#### What is the myChevrolet mobile app?

The myChevrolet mobile app allows Chevrolet owners to check available new car offers, remind themselves where they are parked (and how much time is on the meter), find a Chevrolet dealer and set a preferred dealer, learn about all instrument cluster lights and indicators, place one-click calls to Chevrolet Roadside Assistance (with a map), request a service appointment, search the Owner's Manual and more.

#### What is the OnStar MyLink app?

The OnStar MyLink app is a link from the myChevrolet mobile app. It allows owners of select 2011 Chevrolet models to do the following:

- Remote control functions
  - Door lock/unlock
  - Engine start
  - Flash lights/honk horn
- Retrieve remote vehicle Information
  - Fuel tank level
  - Oil life
  - Tire pressure
  - Hands-free information (number, minutes, expiration)
- Find the vehicle (utilizing GPS)
- Contact assistance when needed (Roadside Assistance, OnStar, dealer)
- Retrieve vehicle information (VIN, Make & Model, OnStar Account #)

#### Is the OnStar MyLink app available on 2011 Camaro Convertible models?

Yes. The OnStar MyLink app is available on 2011 Camaro Convertible and 2011 Camaro Coupe models. For a full list of availability, visit [www.onstar.com](http://www.onstar.com).

#### Where can customers find more information on the OnStar MyLink app?

You can direct customers to [www.onstar.com](http://www.onstar.com) for full details on the OnStar MyLink app.







## ORDER INFORMATION

## FREE FLOW OPTIONS

Free Flow RPO Code	Feature	LT		SS	
		Convertible 1LT	Convertible 2LT	Convertible 1SS	Convertible 2SS
UQA	Audio system feature, Boston Acoustics premium 8-speaker system, 245 watts	A	•	A	•
SRJ	Convenience and Connectivity Package	A	•	-	•
W1H	Interior Accent Trim Package	-	A	-	A
WRS	RS Package	A <sup>1</sup>	A <sup>1</sup>	A	A
DSC	Black Hood and Hockey Stripe Package	A <sup>2</sup>	A <sup>2</sup>	A <sup>2</sup>	A <sup>2</sup>
DSF	Gray Hood and Hockey Stripe Package	A <sup>2</sup>	A <sup>2</sup>	A <sup>2</sup>	A <sup>2</sup>
DSD	White Hood and Hockey Stripe Package	A <sup>2</sup>	A <sup>2</sup>	A <sup>2</sup>	A <sup>2</sup>
C30	Black Stripe Package	A <sup>2</sup>	A <sup>2</sup>	A <sup>2</sup>	A <sup>2</sup>
B7W	Cyber Gray Stripe Package	A <sup>2</sup>	A <sup>2</sup>	A <sup>2</sup>	A <sup>2</sup>
C2T	Orange Stripe Package	A <sup>2</sup>	A <sup>2</sup>	A <sup>2</sup>	A <sup>2</sup>
C2U	Silver Stripe Package	A <sup>2</sup>	A <sup>2</sup>	A <sup>2</sup>	A <sup>2</sup>
B7X	White Stripe Package	A <sup>2</sup>	A <sup>2</sup>	A <sup>2</sup>	A <sup>2</sup>
Q9B	Wheels, 19-inch bright aluminum	A	A	-	-
Q9J	Wheels, 20-inch by 8-inch front and 20-inch by 9-inch rear polished aluminum	A <sup>3</sup>	A <sup>3</sup>	A	A
KAE	Shifter, Hurst short-throw	-	-	A <sup>4</sup>	A <sup>4</sup>
MXO	Transmission, 6-speed automatic, includes TAPshift manual shift controls on steering wheel	A	A	A	A

• = Included in Equipment Group

<sup>1</sup> Also includes (T43) rear spoiler.

<sup>2</sup> Not available with any other stripe package (B7W, B7X, C30, C2U, C2T, DSD or DSF) or with the same exterior color.

<sup>3</sup> Requires available (WRS) RS Package. Use only GM-approved tire and wheel combinations. Unapproved combinations may change the vehicle's performance characteristics. For important tire and wheel information, go to [gmaccessorieszone.com](http://gmaccessorieszone.com) or see your dealer for details. Camaro's 20-inch tires are summer performance tires. Summer-only tires tend to wear faster and are more susceptible to damage from road hazards or curb impact than standard profile tires.

<sup>4</sup> Not available with (MXO) 6-speed automatic transmission.

2011

## CAMARO CONVERTIBLE



## KEY STANDARD CONTENT

TRIM LEVEL	LT		SS	
PEG	1LT	2LT	1SS	2SS
<b>Starting Price (w/\$850 DFC)</b>	<b>\$30,000</b>	<b>\$33,500</b>	<b>\$37,500</b>	<b>\$40,500</b>
Air bags, dual-stage frontal, head and torso side-impact for driver and front passenger	S <sup>1</sup>	S <sup>1</sup>	S <sup>1</sup>	S <sup>1</sup>
Antenna, body-color sharkfin	S	S	S	S
Audio system, AM/FM stereo with CD player, Graphic Information Display, includes outside temperature display	S 7-speakers	S	S 7-speakers	S
Brakes, 4-wheel antilock with Traction Control, StabiliTrak Stability Control and Brake Assist	S	S	S	S
Center console, with auxiliary input jack	S	S	S	S
Cruise control	S	S	S	S
Defogger, rear window electric	S	S	S	S
Driver Information Center, includes compass	S	S	S	S
Driver's seat, 6-way power	S	S	S	S
Engine	3.6L V6	3.6L V6	6.2L V8	6.2L V8
Exhaust tips, dual-outlet	S	S	S	S
Fog lamps	S	S	S	S
Grille, lower	Black	Black	SS specific	SS specific
Lighting, front reading lamps	S	S	S	S
Limited slip differential (V6 manual and all SS models)	S	S	S	S
Mirror, inside rearview	S	Auto-dimming	S	Auto-dimming
Mirrors, outside rearview, body color	S	S	S	S
OnStar®, Directions & Connections Plan (6 months standard)	S <sup>2</sup>	S <sup>2</sup>	S <sup>2</sup>	S <sup>2</sup>
Rear Park Assist	S	S	S	S
Remote Keyless Entry	S	S	S	S
Seat trim	Sport Cloth	Leather-appointed	Sport Cloth	Leather-appointed
Sill plates, molded in color (includes decal on SS models)	S	S	S	S
Steering column, manual rake and telescopic	S	S	S	S
Steering wheel and shift knob	Molded	Leather-wrapped	Leather-wrapped	Leather-wrapped
Tire sealant and inflator kit	S	S	S	S
Transmission, 6-speed manual	S	S	S	S
Wheels, aluminum	18-inch painted	19-inch painted	20-inch painted <sup>3</sup>	20-inch painted <sup>3</sup>
Windows, power with driver and passenger express-down/up (includes rear)	S	S	S	S
XM Radio® (three-month trial)	S <sup>4</sup>	S <sup>4</sup>	S <sup>4</sup>	S <sup>4</sup>
Auxiliary gauges (4 analog)	—	S	—	S
Boston Acoustics premium 8-speaker system (includes 10-inch subwoofer)	—	S	—	S
Head-Up Display	—	S	—	S
Heated front seats (includes door ambient lighting)	—	S	—	S
Mirror, outside rearview, heated (driver's side)	—	Auto-dimming	—	Auto-dimming
Wireless PDIM and USB port	—	S	—	S
Steering wheel audio controls and Bluetooth® for phone	—	S	—	S
Tonneau cover	—	S	—	S
Universal Home Remote, includes garage door opener	—	S	—	S
Brembo® brakes, 4-piston front and rear	—	—	S	S
Instrument cluster, SS specific	—	—	S	S
Rear spoiler with integrated AM/FM antenna	—	—	S	S

The Manufacturer's Suggested Retail Price excludes tax, title, license, dealer fees and optional equipment.

<sup>1</sup> Always use safety belts and child restraints. Children are safer when properly secured in a rear seat in the appropriate child restraint. See the Owner's Manual for more information.

<sup>2</sup> Visit [onstar.com](http://onstar.com) for system limitations and details.

<sup>3</sup> Use only GM-approved tire and wheel combinations. Unapproved combinations may change the vehicle's performance characteristics. For important tire and wheel information, go to [gmaccessorieszone.com](http://gmaccessorieszone.com) or see your dealer for details. Camaro's 20-inch tires are Summer performance tires. Summer-only tires tend to wear faster and are more susceptible to damage from road hazards or curb impact than standard profile tires.

<sup>4</sup> Requires a subscription sold separately by XM after the first 90 days. Available only in the 48 contiguous United States and the District of Columbia. Visit [gm.xmradio.com](http://gm.xmradio.com) for details.